


Smart[®]



U-Click[™]

SELF LIGATING BRACKET

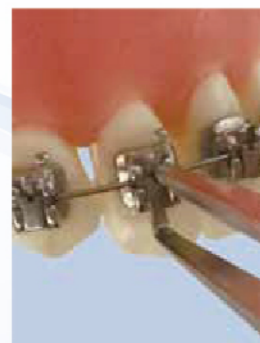
U-Click™ Self Ligating Bracket



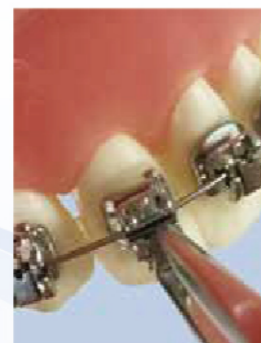
Introduction For Use



1. Approach the bracket with opening tool, place the curved tip at the occlusal tie-wing undercut.



2. Place the straight tip of the tool at the gingival side of the sliding clip.



3. The sliding clip can be easily opened occlusally by applying light squeeze.



4. The bracket can be opened with an explorer as well, and it can be closed with a finger.

System Features

The unique sliding clip is made of high quality NiTi, with remarkable anti-fatigue and anti-deformation capabilities, it provides excellent sliding mechanics and delivers consistent tooth moving force, ensures fast tooth movement while maintaining maximum control.

The NiTi sliding clip can be opened up and closed conveniently and easily. Archwire changes are fast and simple.

Full slot sliding clip coverage ensures enhanced rotation control.

Generous tie-wing undercuts allow for the engagement of ligature ties during the finishing phase if desired.

Compound contoured base provides precise anatomical fit and strong bond retention.

Reduced size, rounded contours and ultra smooth finishing provide maximum comfort.

Minimized retention space and ultra smooth surface assist advantageous terms of oral hygiene.